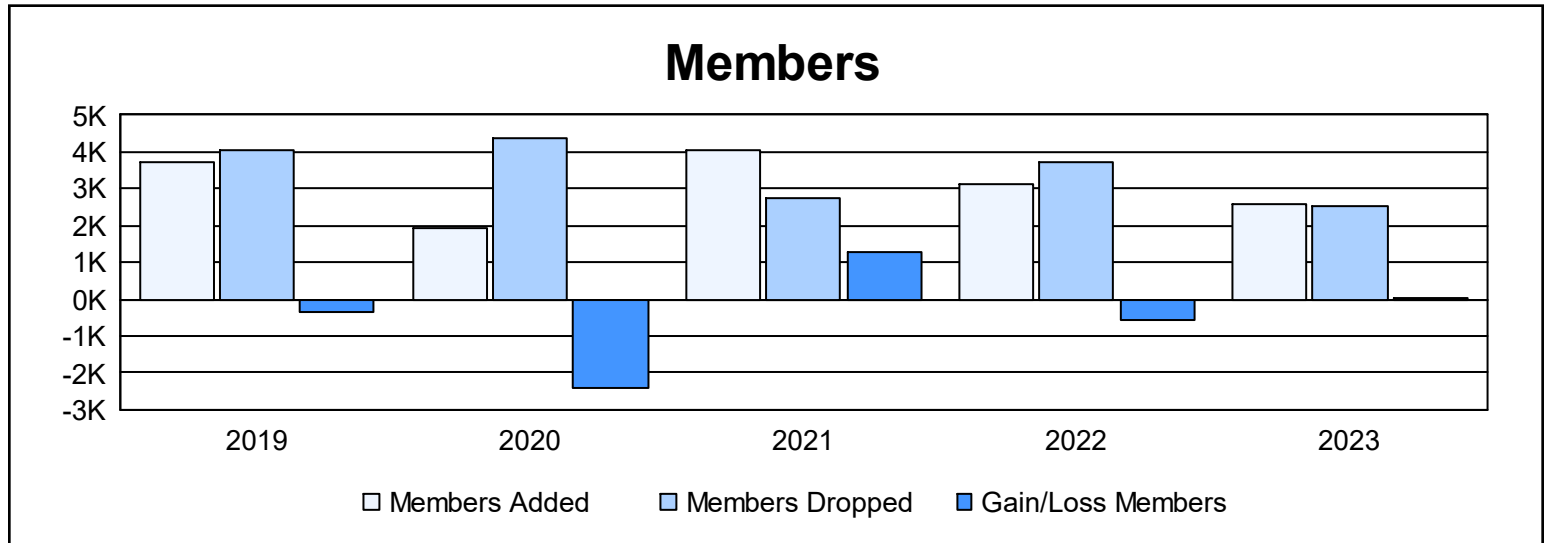
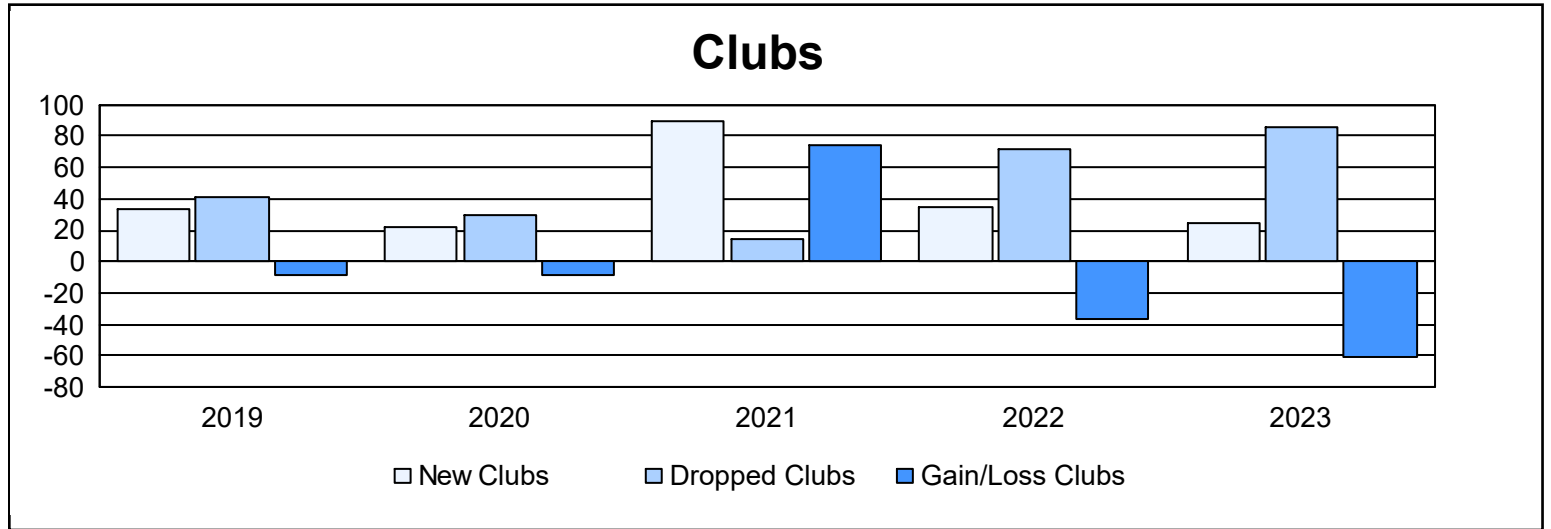
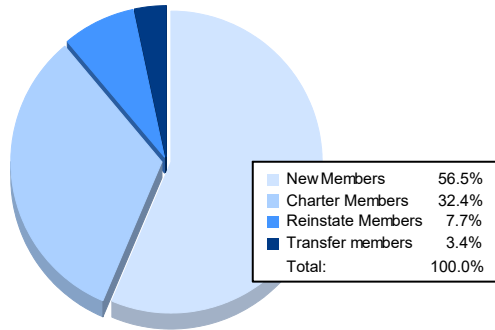


Year	New Clubs	Dropped Clubs	Gain/ Loss Clubs	New Members	Charter Members	Reinstate Members	Transfer Members	Total Member Added	Total Members Dropped	Gain/ Loss Members
2018-2019	33	41	-8	1,853	1,253	172	421	3,699	4,070	-371
2019-2020	22	30	-8	1,077	604	168	102	1,951	4,369	-2,418
2020-2021	89	15	74	1,834	2,035	111	45	4,025	2,722	1,303
2021-2022	35	72	-37	2,054	924	112	54	3,144	3,727	-583
2022-2023	25	86	-61	1,453	834	198	88	2,573	2,519	54
Average	41	49	-8	1,654	1,130	152	142	3,078	3,481	-403



Membership Composition June 2023 Cumulative



Gender Composition June 2023 Cumulative

